



Camp Learned-A-Lot

Welcome! The activities in this packet can be used as an End of the Year theme or individually in your classroom. The following activities are included ~

- Creating T-Shirts
- Writing Activities including 5 Senses Writing ~ Picture to Paragraph Memory Book Blackline Master, Letter to Next Year's Students How to...Pages & 6 Others!
 - Science Bottles
 - Camping Songs
 - End of the Year Songs
 - Language Activities
 - Graphing Ideas
 - Camp Snack Recipes
- 25+ Fun Outdoor Activities
- List of Great Camp Books
- I Have...Who Has? Camping Game
- Wrap Up Baggie for the Year Plus More!

Writing Activities ~

(Black Line Masters Below)

- Write a list of things you would need to go camping
- Write the directions for making a s'more
- Write the directions for putting up a tent
- Create a postcard to send home from camp
- What can't we have for Lunch? Check the Sacks
- Keep a daily journal of camp activities
- Five Senses of Camping
- Information from a Former Student
- Letter to a New Student
- Create a Memory Book
- Write About Science Bottles

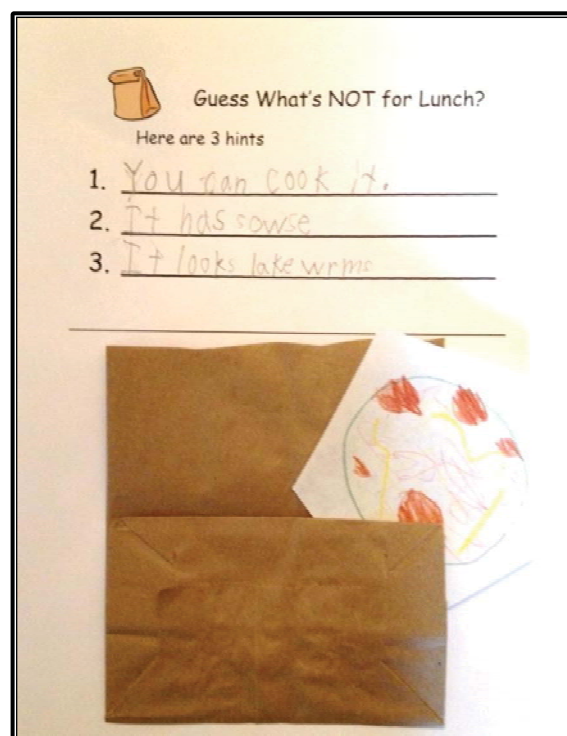


Add Your Own ~

Guess What's Not for Lunch...


Materials: Blackline Master Below and a brown paper lunch bag

Copy a page for each student in your class. Ask children to work with a partner to brain storm foods that would not be good to bring on a camping trip and describe why. Tell children to cut the paper sack about 1/2 way from the bottom. Then each child draws or finds a picture of the food they will be trying to get others to guess. They place the food item in the bag and write 3 clues about the food. Compile all the pages and create a book for the classroom library.





_____’s
Camp Learned-A-Lot
Journal



5 Senses to 5 Sentences

1. I hear geese.
2. I would see a sayer.
3. for dinner I eat hot dogs.
4. wood feels heavy and dry.
5. If I went camping I would smell burning wood.

Wow! 5 Sentences
Can Make a Great Paragraph

Bulletin Board

Under the Moon are the Stars
Under the Stars is a Tree
Under the Tree is the Ground
ON the Ground is my Sleeping Bag
In my Sleeping Bag is ME!



Stars, Tent, Camp, Camper



Create a graph of "how" students in your class have camped. Remember to include a column for "never camped". This is your opportunity to give the children in that category a "taste of camping life".

Stars	Tent	Camp	Camper	Never Camped

Ask these questions ~

How many people have been camping?

How many people have not?

How many more/less people have camped in a tent than have camped under the stars?

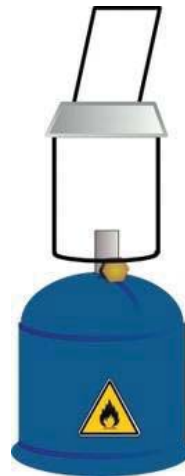
How many people all together have camped in a tent or a camper?

Camping Treasure

Collect Items that you might use when going camping
Ask the Children to Identify the Items and Explain How
Campers Use the Items.

- Compass
- Tent Stake
- Map
- Canteen
- Binoculars
- Bug Spray
- Lantern
- Backpack
- Mess Kit
- Flashlight

- _____
- _____
- _____



Pitching a New Tent in _____ Grade

Have each child draw in the tent and write underneath what they think their new classroom will be like next year.





About Me...

Full Name

Age _____ Grade _____


My teacher's name

Our room number _____

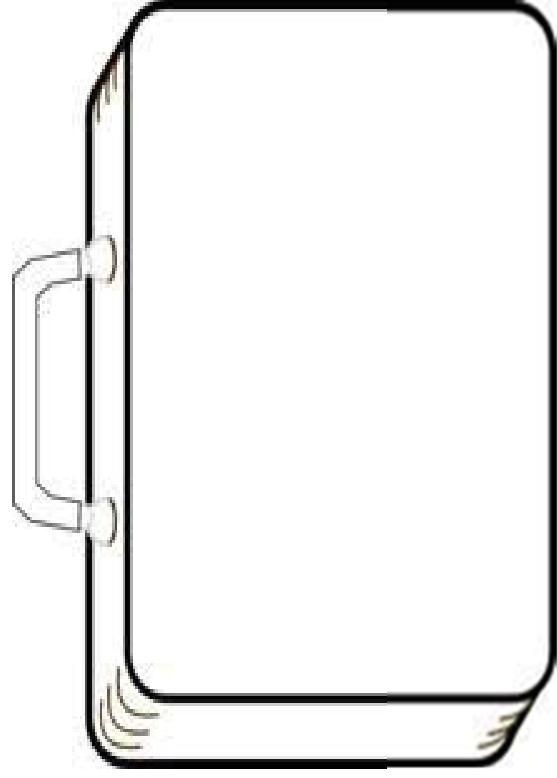
My favorite thing about my teacher is...

This is a tracing of my hand





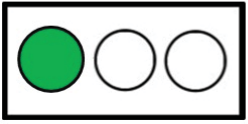
Things I see in my future...



Where I'll go...



What I'll be...



I have



Who has



I have



Who has



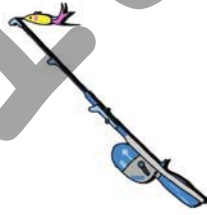
I have



Who has



I have



Who has



I have



Who has



I have



Who has



I have



Who has



I have



Who has

